

# TECHNICAL INFORMATION

# ParkettSoap TRANSPARENT



## Based on sustainable materials




Water-based soap for oiled and waxed floorings. Cleans thoroughly and gently forms soap-layer. When added to the wiping water, a refatting and thus protective effect is achieved with every maintenance cleaning. highly concentrated heavy soiling and wax residues can be removed. Intensive cleaning allows the easy restoration of oiled floors without any sanding.

- Good cleaning effect
- Care effect
- Based on natural vegetable fats

## Range of use:

Suitable for the gentle, nourishing and therefore caring Maintenancecleaning of oiled and waxed floors. Removes stubborn dirt and prepares the flooring perfectly for subsequent impregnation with LOBASOL® HS oils.

## Technical Data

<b>Art.-no.</b> 10048			
	1 l 5 l	12 4	480 128
pH	9.6		
Contents	5 - 15% soap		
Storage and transportation	36 months of storage stability. No hazardous material according to ADR. Store and transport between +5 to +25°C. Protect from frost.		
GISCODE	GU70		

## Application

- Remove any loose dirt and dust in advance using a vacuum, brush or mop.
- Observe the general and, if available, the product-specific health and safety instructions. More specific information relating to GISCODE can be found in the usage instructions, which are available at [www.wingis-online.de](http://www.wingis-online.de).
- Shake the contents well.

## Thinner

Water.

11/12/2019



# TECHNICAL INFORMATION

# ParkettSoap TRANSPARENT



## Application

---

### Application:

#### Caring maintenance cleaning

For regular and caring cleaning, add approx. 50 - 100 ml of ParkettSoap to a bucket (10 l) of water. With this cleaning solution, the floor is damp-wiped using a wiper mop suitable for the flooring installed. Using too much water and allowing the product to work for too long can cause swelling of parquet and cork flooring and must therefore be avoided. Regular polishing with a single-disc machine and LOBASAND NormalPad white or manually with a scrubber and LOBATool wiping cloth increases the resilience of the care film.

#### Intensive cleaning

Mix ParkettSoap in a 1:2 ratio with water, and wet the surface with a spray can or wiper mop. Immediately afterwards, treat the surface with a single-disc machine with a LOBASAND SpecialPad green underneath. Vacuum away the collected dirt immediately afterwards using a wet vacuum cleaner or absorb it using cloths or a wiper mop and wipe over with clear water. Large areas should be treated in sections. To avoid wood swelling, only use as much material as is necessary and keep the time for which the product is left to work to the absolute minimum necessary. Since this leaches the flooring markedly, treatment with LOBACARE® ParkettOil Pro, or the primer oil used originally, is essentially after drying overnight.

## General guidelines

---

**Cleaning of tools:** Clean tools and equipment immediately with water.

The information in this document and all other advice and recommendations that we provide to help and assist the applicator are based on previous experience and relate to Spezial conditions. Because of the wide range of possible uses and conditions of application of our products, we do not relieve users from the need to carry out their own trials or to seek technical advice by speaking to the LOBA application engineering department. Observe the floor covering manufacturer's recommendations and the provisions of the current standards. Our liabilities and responsibilities are exclusively in accordance with our Terms and Conditions and are not extended by this information or by our advice. The publishing of a new technical data sheet automatically invalidates the earlier version.

**Drying time:** The indicated drying times are valid for +20°C and 50% relative humidity, and assume careful, draught-free ventilation of the working area. Lower temperatures, higher relative humidity or poorer ventilation lead to longer drying times. Do not apply any protective coverings, wet clean the surface or lay carpet until the coating has achieved its final hardening. Product-specific data can be found in the relevant technical information.

The words or symbols denoted by ® stand for trademark rights that are at least registered and protected in the territory of Germany.

11/12/2019

