

TECHNICAL INFORMATION

Viva SATIN



NEW

1 Component, waterborne finish for wooden floors. Suitable for normal to heavy traffic in residential and light commercial applications. Excellent choice for renovations and new construction.




- Excellent chemical and abrasion resistance
- Powerful resistance to plasticizer migration from wood flooring adhesives
- Easy to use, no foaming or lap marks
- Fully cured after 5 days
- Low in emission, awarded the EMICODE® EC2 label
- Full "Connected Systems" approval

Recommended use:

Suitable for parquet and wood floors. For normal to heavy traffic in residential and light commercial applications. Excellent choice for new construction and renovations thanks to powerful resistance to plasticizer migration from wood flooring adhesives.



Technical Data

Art.-no.	Item-#:			
11519	LO-FI-289	1 Gal.	4	200
Gloss level approx.*	20			
Solids	31 ±2%			
Viscosity DIN 4	20 ±2s			
Storage and transportation	Shelf life: 12 months in unopened containers. Store and transport between 41°F to 77°F. KEEP FROM FREEZING.			
US Regulatory VOC	< 160 g/l			

* The degree of gloss is measured at 60° on glass. It depends on the layer thickness and ambient conditions (temp., rel. humidity) during the drying process. The values are intended merely as a guide.

25/02/2019



TECHNICAL INFORMATION

Viva SATIN



Application

- For professional Use only!
- BEFORE USING, READ AND UNDERSTAND ALL DIRECTIONS AND MATERIAL SAFETY DATA SHEETS.
- For technical advice call our LOBA-WAKOL Technical Service at 1-800.230.6456.
- Sand and prepare floors according to NWFA instructions.
- ALWAYS PREPARE A SAMPLE OR TEST AREA TO DETERMINE COMPATIBILITY, APPEARANCE AND DESIRED RESULTS.
- Shake material well before use.
- Do not thin. Do not add water.
- Do not apply at temperatures below 55°F. Make sure material is at room temperature. Always maintain adequate ventilation during all phases of the coating and drying process.
- Apply evenly at the recommended coverage rate. Avoid streaks and puddles and lap marks.
- This product is part of the LOBA and Wakol "Connected Systems". The approved combinations with Wakol parquet adhesives may be found in the "Connected Systems Matrix": www.loba.de/connected-systems

Application Tool

LOBATOOL roller Microfiber 100-120, T-bar, Trim Pad, Lambswool, Brush, Roller

Coverage

500-600 square feet per gallon.

Screen and Recoat

Clean floor, screen with 180 grit perforated pad (or equivalent) or maroon pad. Remove all dust. Apply finish. Always prepare test areas to determine compatibility, appearance and desired results. Do NOT use finish on Factory finished floors.

Drying time

- Earliest possible recoating after 2-3 hours.
- Fully cured after 5 days
- If there is a delay in drying wait until you can see that the surface is completely dry.

Recommended Procedure for wood floors:

- Apply one coat of WS EasyPrime according to directions.
- Allow to dry for 60-90 min.
- Apply Viva.
- Allow to dry for 2-3 hours.
- Intermediate sanding with 180 grit perforated pad (or equivalent) to remove grain raise.
- Vacuum and tack with water dampened towel to remove all dust.
- Apply Viva.

Compatibility

When this product is used in combination with other LOBA products also the Technical Information of these products has to be followed. Always prepare test areas to determine suitability of other products than LOBA.

25/02/2019



TECHNICAL INFORMATION

Viva SATIN



General guidelines

Cleaning of tools: Clean tools and equipment immediately with water.

Floor Care: Clean floor with damp cloth or mop only after full cure is reached. Do not clean with water or detergent during the first week. After one week we recommend the use of Hardwood Floor Cleaner. Put walk-off mats at all entrance doorways to minimize dirt and grit. Sweep or vacuum daily and damp-wipe with Hardwood Floor Cleaner. Use felt pads under furniture legs and appliances. Place furniture and other heavy appliances carefully.

Plasticizer containing materials: Plasticizer containing materials e.g. carpet padding, furniture padding, chair rolls, elastic glues etc. could lead to softening and discoloration of the finish.
Visit www.loba-wakol.com for additional information and instruction about floor care and maintenance.

Cure Time: The stated drying and cure times are based on ideal conditions (68°F, 65% rH) at the recommended application rates. Recommended conditions are 50°F-77°F/40-75%rH). Insufficient ventilation, high humidity, lower temperatures, increased coat thickness can prolong the curing process considerably. The floor can be lightly used 24 hours after application, but is still susceptible to scuffing or marring at this time. Full curing is achieved after 5 days. Do not use safety covers on floor, do not replace carpets or rugs and also do not clean floors with a damp cloth before the final hardness has been reached.

Intermediate sanding: Where several layers of coatings are applied, if any layer is not overcoated within 24 hours, then the only way to ensure adequate bond between the layers is by intermediate sanding. An intermediate sanding before the final application will achieve an even surface. Carefully clean off the dust after intermediate sanding.

Use with or without a primer: Generally all finishes can be used without a primer. The use of a primer increases application reliability and ensures a finish free of lap marks and stripes, almost irrespective of the wood type. Further details can be found in the LOBA wood type list in the current product catalogue.

Edge bonding: Waterborne coating systems usually show a tendency for edge bonding. Several measures can be taken to minimise the formation of irregular joints and the associated locking effect. The use of shear-resistant or permanently elastic adhesive to glue the parquet, careful filling of the joints with wood putty, use of suitable primers, such as LOBADUR WS EasyPrime. Taking steps to ensure that the room climate, in particular the relative humidity, remains constant. (Careful advising of the customer is recommended). Old floors with damaged, weak adhesives, and flexibly glued or nailed parquet, plank flooring, wood block flooring, industrial parquet, as well as parallel parquet, parquet on underfloor heating, and woods which change their moisture content quickly, such as beech and maple.

Safety Precautions: Even when working with low-emission products the usual safety measures must be taken. Keep away from children. Do not eat, drink or smoke in working areas. Wear suitable safety gloves. Make sure working areas are ventilated sufficiently. Clean left-overs off of hands. Change soiled clothes. Ventilate working rooms during working and drying time avoiding draft.

First Aid: If swallowed, do not induce vomiting. Call for medical help immediately. Never give anything by mouth to an unconscious person. If inhaled, remove to fresh air. If breathing is difficult or other respiratory complaints, get medical attention. In case of contact, immediately flush eyes or skin with plenty of water. Do not use solvents or thinners. Remove contaminated clothing or shoes. For eye contact, rinse opened eye for several minutes under running water. Call a physician if irritation occurs.

WARNING! If you scrape, sand or remove old paint from wooden floors, you may release lead dust. LEAD IS TOXIC. EXPOSURE TO LEAD DUST CAN CAUSE SERIOUS ILLNESS, SUCH AS BRAIN DAMAGE, ESPECIALLY IN CHILDREN. PREGNANT WOMEN SHOULD ALSO AVOID EXPOSURE. Wear a NIOSH-approved respirator to control lead exposure. Clean up carefully with a HEPA vacuum and a wet mop. Before you start, find out how to protect yourself and your family by contacting the

25/02/2019



TECHNICAL INFORMATION

Viva SATIN



General guidelines

National Lead Information Hotline at 1-800-424-LEAD or log on to www.epa.gov/lead.

Connected Systems: Connected Systems approved products are optimized in such way that no dark discoloration, caused by chemical interaction between finish and adhesive occurs, when applied in accordance with the technical datasheets.

Special Information The information in this document and any other information or advice we provide is intended for our customers only, and all information and advice is subject to the terms and limitations in Loba-Wakol's General Terms and Conditions, including without limit its limited warranty ("Terms"). The Terms are not expanded, changed or waived by the information in this document or by any information or advice given by Loba-Wakol. Loba-Wakol has no relationship or obligation to anyone other than the customer that originally purchases the product from Loba-Wakol. The information in this document and any other information or advice we provide is the result of our prior experience and our knowledge of our products. Due to the wide variety of application possibilities and processing conditions, it is the customer's responsibility to test our product for suitability for its intended purpose. When in doubt, call our Technical Service for support. Technical Information is also available by visiting our website www.loba-wakol.com. You must read and understand, and have your professional installer read and understand, all information contained in our Terms and in our published specifications, technical data sheets, written directions for installation, use and maintenance, and labels on the product. If you have any questions during application or use, immediately stop the application and use and contact our Technical Service. For information about other products offered by Loba-Wakol, please check the technical information concerning those products.

The words or symbols denoted by ® stand for trademark rights that are at least registered and protected in the territory of Germany.

Connected Systems: Connected Systems approved products are optimized in such way that no dark discoloration, caused by chemical interaction between finish and adhesive occurs, when applied in accordance with the technical datasheets.

25/02/2019

